

DUCT FANS

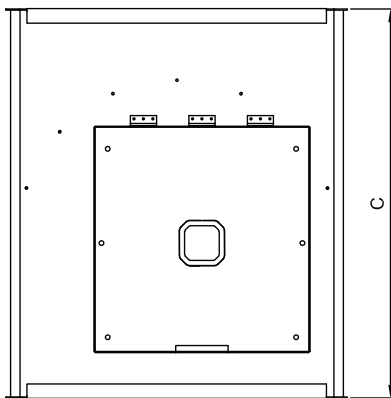
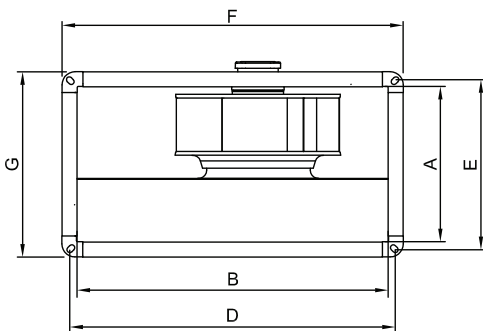


BDKF

AC RECTANGULAR IN LINE DUCT FANS Backward Curved

Bahcivan Brand Rectangular In-Line Duct Fans engineered for medium and large ventilation needs where space is at a premium. BDKF Rectangular fans developed and manufactured for high performance, trouble-free, and direct-to-duct operations. The motorized impeller is mounted on a hinged door - the user just swings the door out for easy access to the impeller for maintenance.

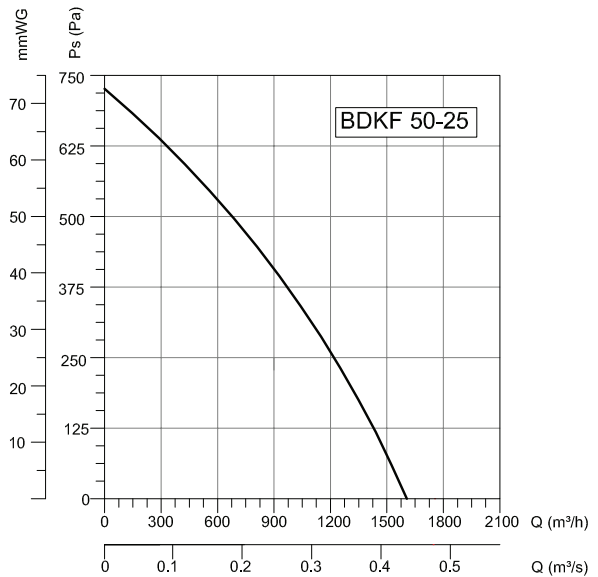
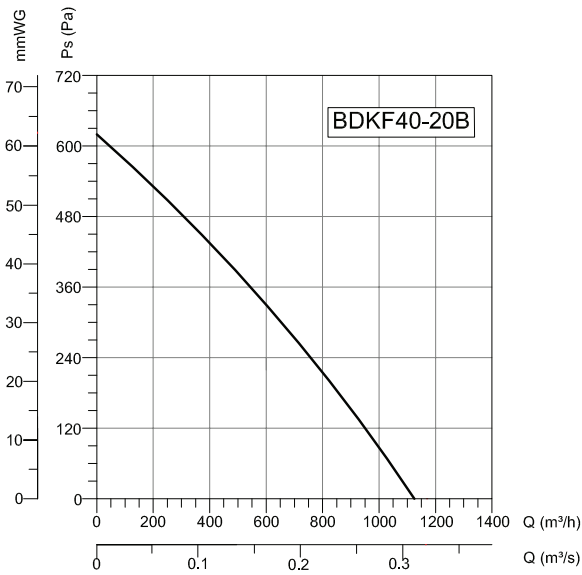
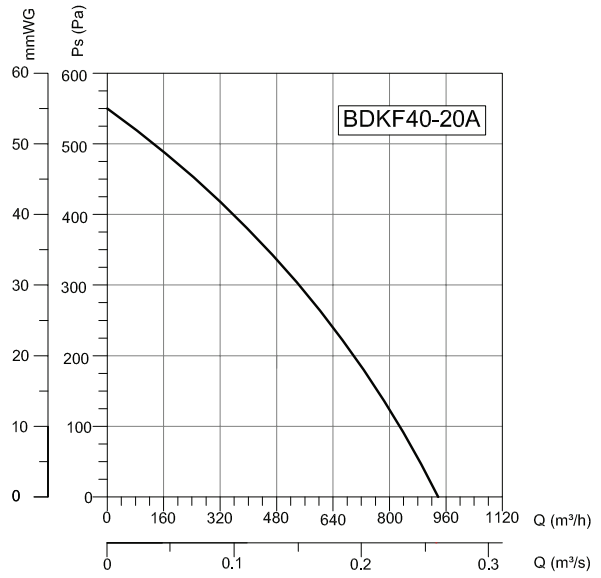
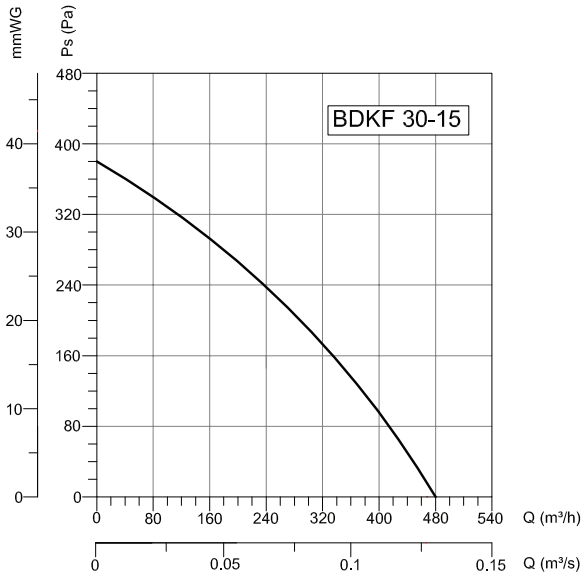
Technical Drawings



- MATERIAL** : The housing and impeller is galvanized sheet steel.
- INSULATION CLASS** : Class B
- DIRECTIVE** : Complying with EN 60335-1, EN 60335-2-80
- PROTECTION OF MOTOR** : Thermal overload protection is available upon request.(Connector box- IP 55)
- SPEED CONTROL** : Speed can be adjusted using an optional controller.
- DIRECTION OF ROTATION** : Direction of impeller from inlet side is CW (Clock wise). As it is going to cause extra load on the wrong direction rotation must be checked carefully.
- APPLICATION AREAS** : BDKF rectangular in-line duct fan series is perfect for use in residential, commercial, and industrial environments, for ventilation applications such as:
Residential; Bathrooms, toilets, utility rooms, indoor swimming pools, gyms, and storerooms.
Commercial; Cafes, bars, restaurants, shops, schools, offices, factories, buildings, warehouses, night clubs, pubs, hotels, shopping centers, and leisure centers.
Industrial; Equipment cooling, workshops, and spot ventilation.

TYPE	A	B	C	D	E	F	G
BDKF 30-15	150	300	400	320	170	350	200
BDKF 40-20A	200	400	500	420	220	450	250
BDKF 40-20B	200	400	500	420	220	450	250
BDKF 50-25	250	500	565	520	270	550	300
BDKF 60-30	300	600	650	620	320	650	350
BDKF 60-35A	350	600	760	620	370	650	400
BDKF60-35B	350	600	760	620	370	650	400
BDKF70-40A	400	700	800	720	420	750	450
BDKF70-40B	400	700	800	720	420	750	450
BDKF 80-50	500	800	920	820	520	850	560
BDKF 100-50	500	1000	1050	1030	530	1060	560

Dimensions are in (mm)



TYPE	VOLTAGE	FREQUENCY	POWER	CURRENT	CAPACITOR	SPEED	AIR FLOW	SOUND PRESSURE LEVEL	WEIGHT
	V	Hz	W	(A)	(μ F)	d/d	m ³ /h	dB(A)	kg
BDKF 30-15	230	50	90	0,4	2,5	2630	480	48	7
BDKF 40-20A	230	50	104	0,47	4	2645	950	53	10,5
BDKF 40-20B	230	50	130	0,58	5	2675	1150	55	11
BDKF 50-25	230	50	180	0,8	6	2635	1610	56	15
BDKF 60-30	230	50	147	0,66	6	1440	1850	50	29
BDKF 60-35A	230	50	340	0,64	6	1440	2800	53	31
BDKF60-35B	230	50	380	0,96	8	1420	3400	58	32
BDKF70-40A	230	50	620	2,06	16	1430	4500	60	44
BDKF 70-40B	230	50	690	3	18	1435	5900	62	46
BDKF 80-50	380	50	1080	2,5	-	1350	7550	64	66
BDKF 100-50	380	50	1670	3	-	1350	9600	66	84

DUCT FANS

ROOF FANS

AXIAL FANS

RADIAL FANS

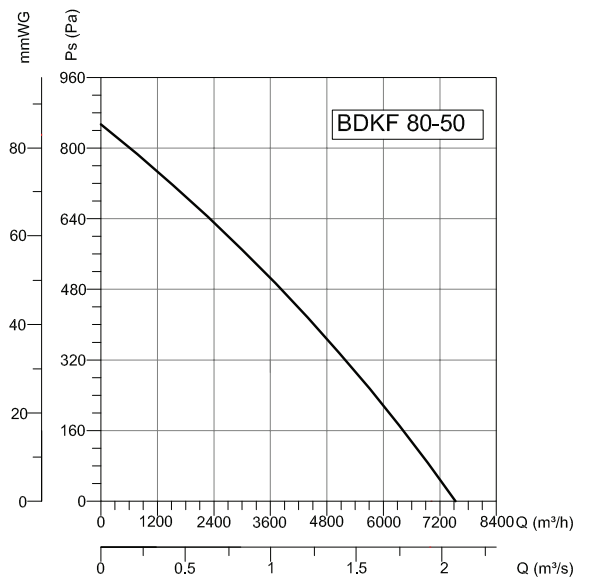
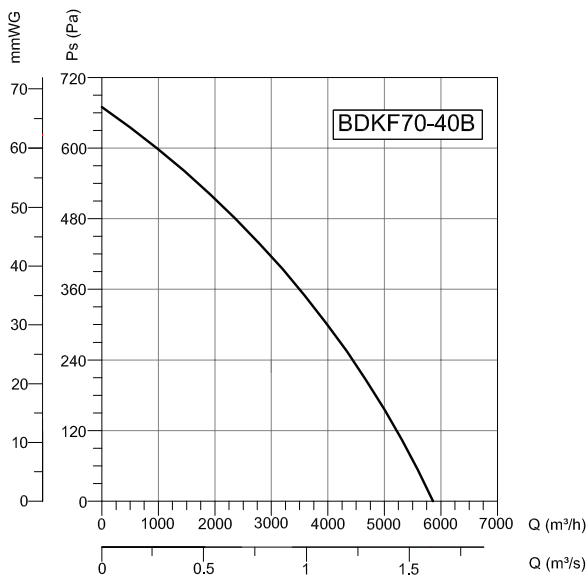
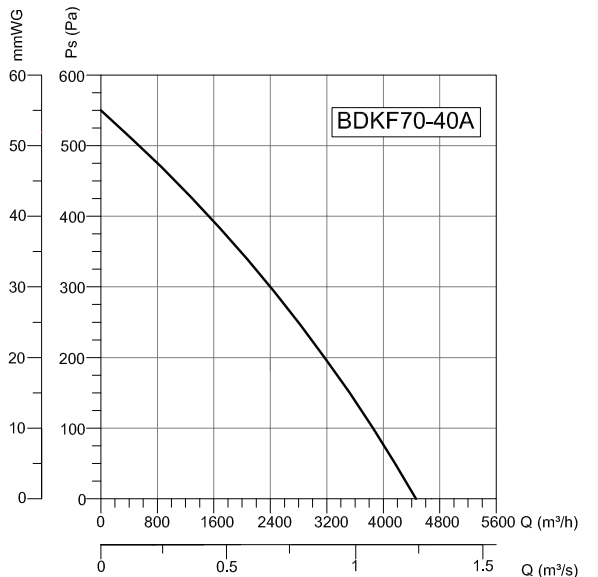
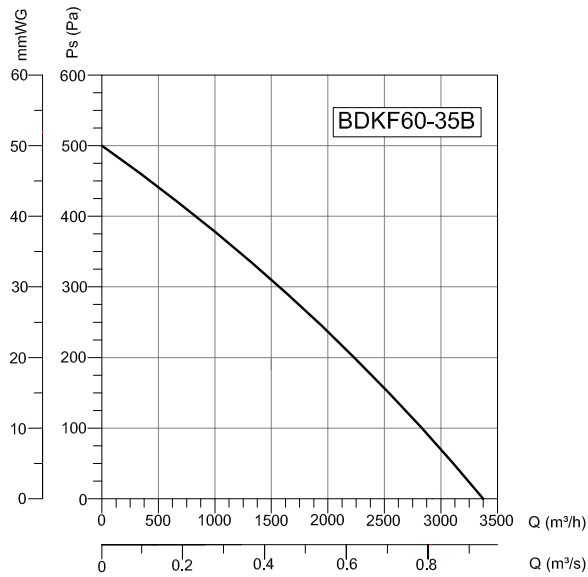
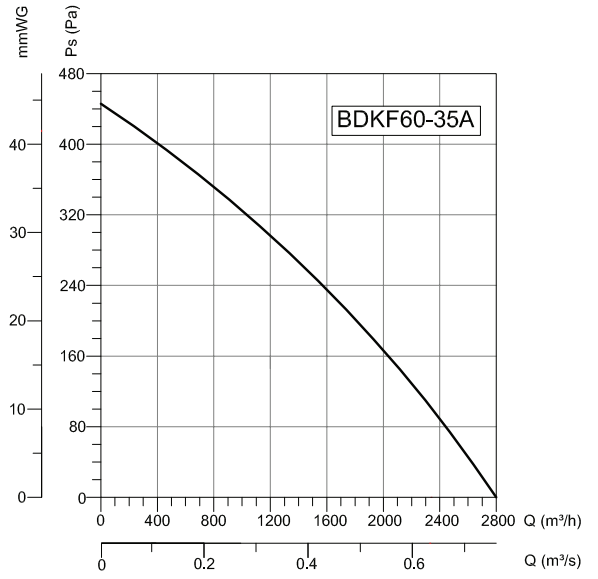
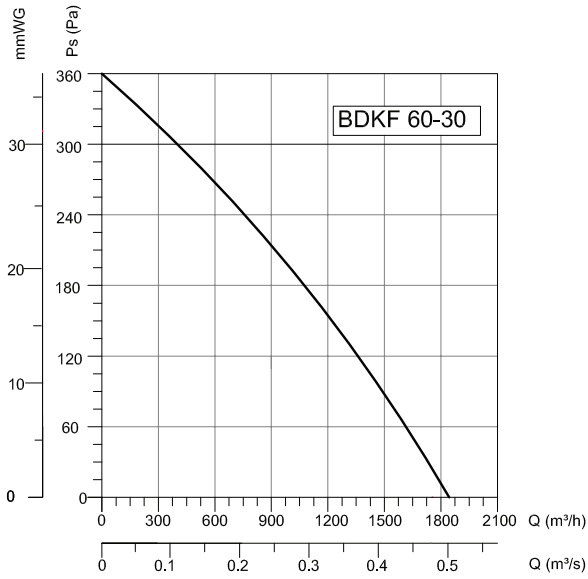
PLASTIC FANS

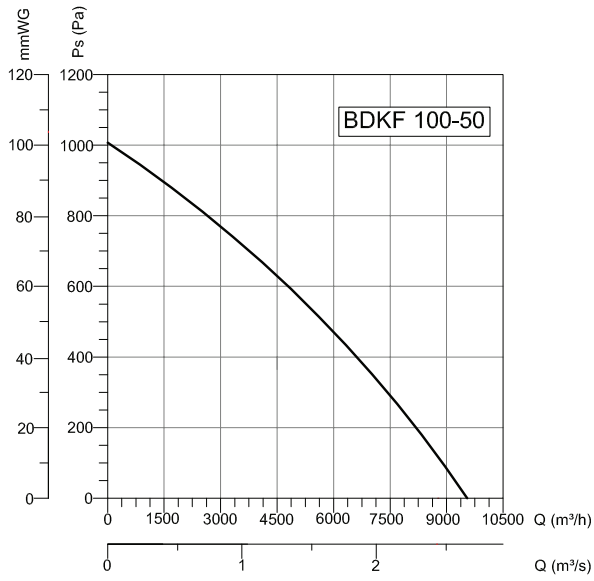
VENTILATORS

SMOKE EXHAUST SYSTEMS

ACCESSORIES

DUCT FANS





Accessories



DUCT FANS

ROOF FANS

AXIAL FANS

RADIAL FANS

PLASTIC FANS

VENTILATORS

SMOKE EXHAUST SYSTEMS

ACCESSORIES